

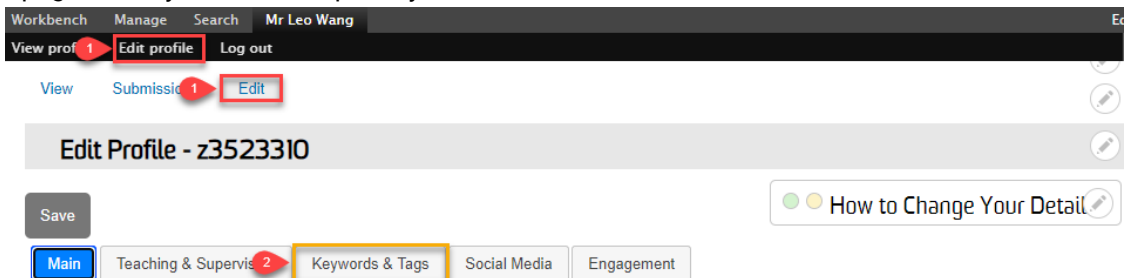
Researcher Profiles allows for the use of Fields of Research (FoR) codes to identify researchers by research area. The 2020 FoR codes have replaced the 2008 FoR codes and are now available for researchers to add/update on their UNSW Researcher Profiles page as of June 2021.

This Guide explains how to update FoR codes on your profile:

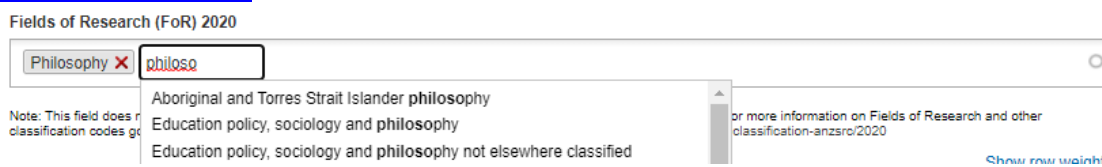
1. **Access your profile** by navigating to the [UNSW Research page](#) and log in with your zID and zPass (zID only **without** @ad.unsw.edu.au, e.g., z3123456).



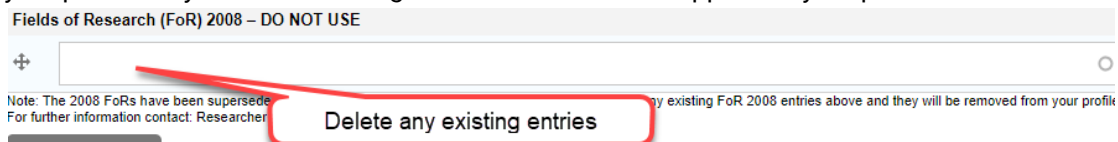
2. Click on the **Edit profile** on top left of the page or **Edit** and select the **Keywords & Tags** tab. This will take you to the page where you can add/update your FoR codes.



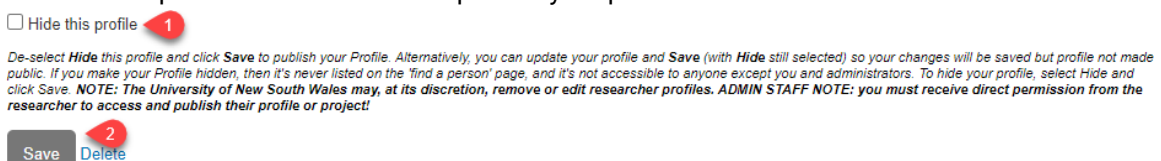
3. Add/update **Fields of Research (FoR) 2020** by typing discipline names in the relevant section. The predictive text system will automatically match the relevant FoRs. For more information on the 2020 FoR codes go to: <https://www.abs.gov.au/statistics/classifications/australian-and-new-zealand-standard-research-classification-anzsrc/2020>



4. Delete any existing entries from the **Field of Research (FoR) 2008 – DO NOT USE** section to remove them from your profile. Any values remaining in this section will still appear on your profile.



5. Untick "Hide this profile" and click Save to publish your profile in Researcher Profiles.



If you need further help, please contact the Researcher Profiles Team via: researcherprofiles@unsw.edu.au